

広島選挙区 情勢分析

ネット調査

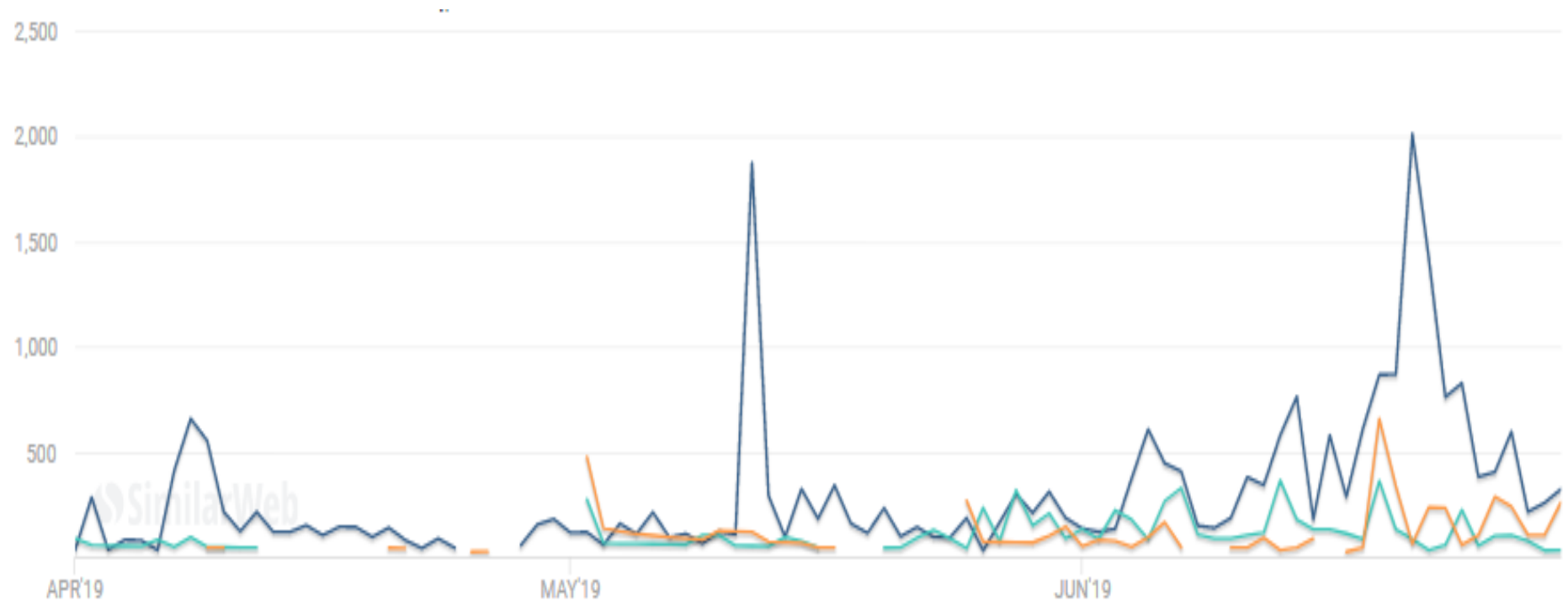
	HPアクセス				候補者名検索
	3月～5月計	比率	直近28日間	比率	比率
河井 案里	26,520	64%	22,029	66%	56.87%
森本 真治	7,715	19%	5,324	16%	0.64%
溝手 顕正	6,882	17%	5,967	18%	42.49%
合計	41,117		33,320		

4月～6月のHPアクセス

● anrinet.com

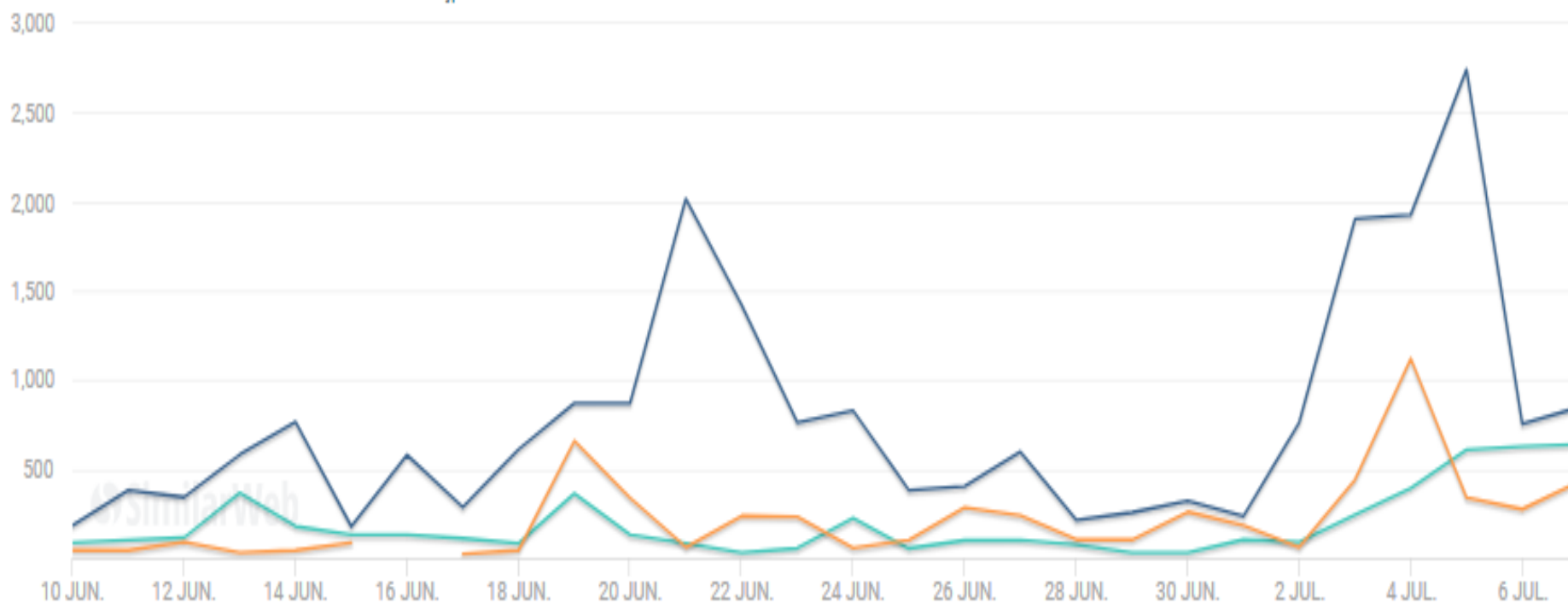
● morimori.net

● mizote-kensei.jp



直近28日間のHPアクセス

● anrinet.com ● morimori.net ● mizote-kensei.jp

































直近28日間の流入

 anrinet.com

 morimori.net

 mizote-kensei.jp

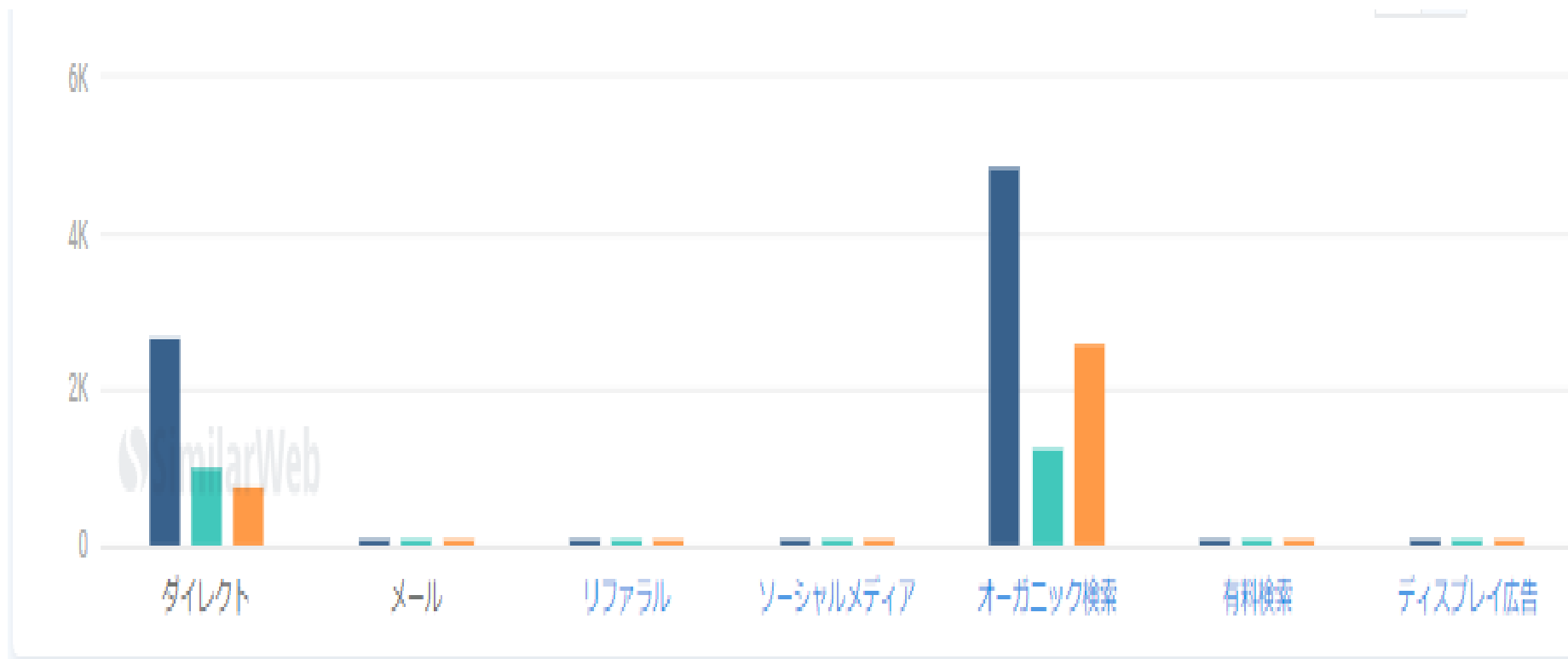
Traffic Source (10)	Source Type	Group Traffic Share ↓	Group Share Split
1  Yahoo Search	Search / Organic	45.84% 	 50.4% 13.5% 36.2%
2  Direct	Direct	33.22% 	 59.8% 22.7% 17.5%
3  Google Search	Search / Organic	19.26% 	 67.9% 17.5% 14.6%
4  ntt-unionob.jp	Referral	0.36% 	 100%
5  google.com	Referral	0.36% 	 100%
6  Twitter	Social	0.35% 	 100%
7  Facebook	Social	0.33% 	 100%
8  ja.wikipedia.org	Referral	0.17% 	 100%
9  Image Search	Search / Organic	0.10% 	 100%
10  Other Sources	Other	< 0.01% 	 100%

直近28日間の流入






anrinet.com

morimori.net

mizote-kensei.jp



4月～6月のキーワード検索数

	Keyword (6)	Traffic Share ↓
1	河井案里	48.61% 
2	溝手顕正	42.49% 
3	河井あんり	8.26% 
4	森本しんじ	0.54% 
5	森本 真治	0.10% 
6	溝手けんせい	0% 